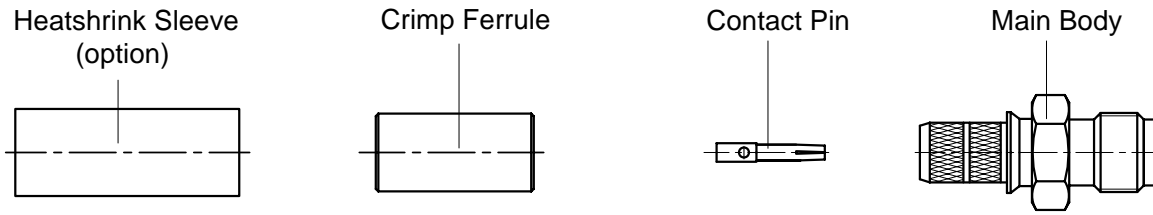
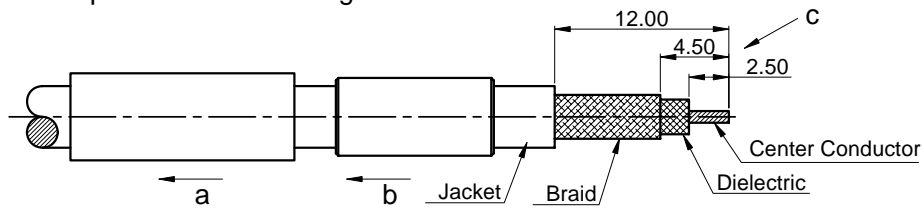


P/N: 60-02-1M18-167 (REV. A)

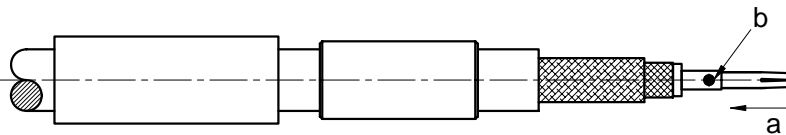
Description: SMA Straight Female Crimp for RG58/LMR195 Cable

**STEP 1**

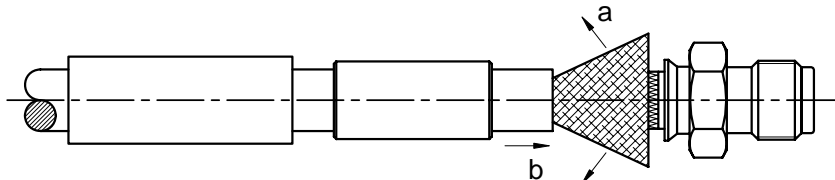
- Slide the Heatshrink Sleeve onto the cable (option).
- Slide the Crimp Ferrule onto the cable.
- Strip the cable according to the dimensions as below.

**STEP 2**

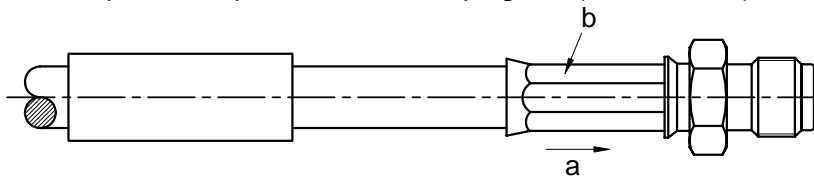
- Slide the Contact Pin onto the cable's center conductor until it stops.
- Solder the Contact Pin onto the cable.

**STEP 3**

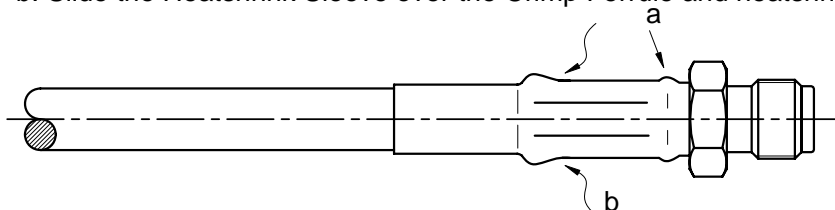
- Fan the braid.
- Slide the cable into the Main Body until it stops.

**STEP 4**

- Slide the Crimp Ferrule over the braid.
- Crimp the Crimp Ferrule with crimping tool (5.4mm HEX.).

**STEP 5**

- Cut the excess of braid if necessary.
- Slide the Heatshrink Sleeve over the Crimp Ferrule and heatshrink it in place (option).



Note: Dimensions in millimeters (mm).